

Website Overview

This training guide will overview your new website! This Personal Financial Management site provides you with the tools to organize your financial life. Using this wealth management portal will help you stay connected with your finances in one simple consolidated view.

Before your first login, you will be prompted to establish 3 security questions and set up 2-Factor Authentication.

1. Your **Home** page is a living snapshot of your financial wellbeing. The Home page is a high-level view of your financial information. This page is divided into separate tiles that represent the information contained within a particular section of the application.

The screenshot displays the emX website interface. At the top, there is a navigation menu with links for Home, Organizer, Goals, Spending, Investments, Vault, Reports, and a notification icon. On the right, there are links for Settings and Sign Out. Below the navigation, a welcome message reads "Welcome, Charles and Kristine Buckingham".

The main content area is divided into several sections:

- Accounts:** A list of account types with their respective balances and a "+ Add Account" button. The accounts listed are Cash (\$122,568), Credit Cards (-\$6,818), Investments (\$1,659,527), Life Insurance (\$38,500), Loans (-\$1,271,385), Property (\$6,575,000), and Stock Options (\$0).
- Net Worth:** A blue tile showing a total net worth of \$7,053,435 as of today. It includes a monthly change of +\$74,720 and a year-to-date change of +\$51,613. A gear icon is circled in red in the top right corner.
- Investments:** A green tile showing a total investment value of \$1,801,184 as of today. It includes a change of +\$6,989 and a percentage change of +0.39%. A gear icon is circled in red in the top right corner.
- Goals:** A section titled "Goals as of today" with a "View All" link. It features a "Retirement" goal for the years 2025 - 2058, with a progress bar and a "Projected Funding" of 6 of 34 years.
- Spending:** A section titled "Spending" with a "View All" link. It shows a bar chart with three segments: \$0 Income (green), -\$3,483 Expenses (red), and -\$3,482 Net (blue). Below this, it shows an "Overall Budget" of \$0 of \$0.
- Recent Transactions:** A table listing recent transactions with their dates and amounts:

	Amounts
AUG 20 Cash Withdrawal	-\$250.00
AUG 19 STRIDE RITE	-\$44.19

Begin customizing your experience by clicking the **gear** icon in your **Net Worth** and **Investments** tiles!

Website Overview

2. The **Organizer** will help you to consolidate all of your important financial information into one place. Click the different sections to add and edit the related information. Here you can add your accounts, financial data, people and property. The information included here will be used to populate other areas of the application, including the Home page.

Home **Organizer** Goals Spending Investments Vault Reports

Accounts
Professional Contacts
Income, Expenses, and Savings
Future Expenses
Financial Priorities
Risk Tolerance

Charles Buckingham (CB)
☎ (610) 555-1313
✉ hannahp@emoneyadvisor.com
📅 3/19/1960
🏢 Owner at Buckingham Engineering

Kristine Buckingham (KB)
☎ (610) 555-1414
✉ KBuckingham@mlh.org
📅 5/30/1963
🏢 Bryn Mawr Hospital

People Add Person ▾

AB Adam JB Jack

Property Add Property ▾

Artwork and Jewelry Bryn Mawr Home Buckingham Engineering Cars and Household Furnishings

Ocean City Condo

Website Overview

3. The **Goals** page allows you to see how your financial goals impact your holistic financial outlook. You can quickly drill into the details of each one of your goals for insight into projected costs, funding, and suggested actions to improve your results!

Home Organizer **Goals** Spending Investments Vault Reports Settings Sign Out

Go back to Goals

Education

How am I doing? How am I funding **63%**?

The funding sources you dedicated to this goal are estimated to fund **63%** of the desired amount.

● Dedicated 63% ● Shortfall 37%

Dedicated Funding

Category	Value
For	James Winston
Starts	2034
Duration	5 years
Annual Amount	\$50,000
Total with Inflation (3.76%)	\$506,626

Funding Sources

Fidelity Brokerage

You can add the following goal types:

- Education
- Travel
- Home Improvement
- Wedding Celebration
- Elder Care
- Retirement Home
- Family Support
- Alimony
- New Car
- Other

Website Overview

4. The **Spending** tab gives you a clear view of what you're spending each month. If there is no information on this screen, it's because a bank account or credit card needs to be added to **Accounts** in your **Organizer**. Spending includes an Overview, Budgets, and Transactions tab.

The screenshot displays the 'Spending' overview page. At the top, the navigation bar includes 'Home', 'Organizer', 'Goals', 'Spending' (circled in red), 'Investments', 'Vault', and 'Reports'. Below the navigation bar, there are tabs for 'Overview', 'Budgets', and 'Transactions', with 'Overview' selected. A 'Settings' button is located in the top right corner. The main content area features a 'Date Range' dropdown set to 'This Month', a 'View' dropdown set to 'Spending by Category', and an 'Accounts' dropdown set to 'All Accounts'. A 'Reset All' button is also present. The summary section shows 'Income: \$0.22', 'Expenses: -\$3,482.67', and 'Net: -\$3,482.45'. Below this is a table with columns for 'Spending' and 'Budgets', listing various categories and their respective amounts. A pie chart on the left visualizes the spending data, with a 'view related transactions' link below it. A disclaimer at the bottom states that the reports are for informational purposes only and should be compared against official account statements.

	Spending	Budgets
Auto & Transport	\$1,276.22	--
Unclassified	\$1,001.99	--
Cash/ATM	\$370.00	--
Taxes	\$356.00	--
Food	\$275.91	--
Fees & Charges	\$75.00	--
Shopping	\$67.78	--
Business	\$59.77	--
Total:	\$3,482.67	\$0.00

These reports are provided for informational purposes only and are not intended to replace your official account statements from the sponsor or custodian. As always, you should refer to your official account statements to compile a complete and accurate inventory of your accounts. You are also strongly encouraged to review your official account statements and compare them against the values and other information contained in the report(s). In the case of any discrepancy, you should rely on your official account statements as the most accurate source of information. Questions regarding any account listed on the reports should be directed to the customer contact information identified on the official account statement. Assets may not be covered by SIPC.

Please refer to the Terms of Service for additional information on Aggregation Services.

Website Overview

- The **investments** tab is made up of four components: Summary, Allocation, Analysis, and Transactions. These will provide you with an overall view of your investments as well as the ability to drill into individual accounts & asset breakdowns.

Home
Organizer
Goals
Spending
Investments
Vault
Reports
☑

Summary
Allocation
Analysis
Transactions

Research

Accounts

All Investments ▾

¹ Current Value: **\$1,805,248.04**

Cash: \$175,789.00

Margin: \$2,000.00

² Holdings: \$1,627,459.04

² Today's change: **+\$11,053.39** ↑ 0.62%

Cash, Margin, and Holding quantities reflect changes through the Positions As Of dates below ¹. Account holdings reflect the last available prices as of 08/22/2017 01:02PM ².

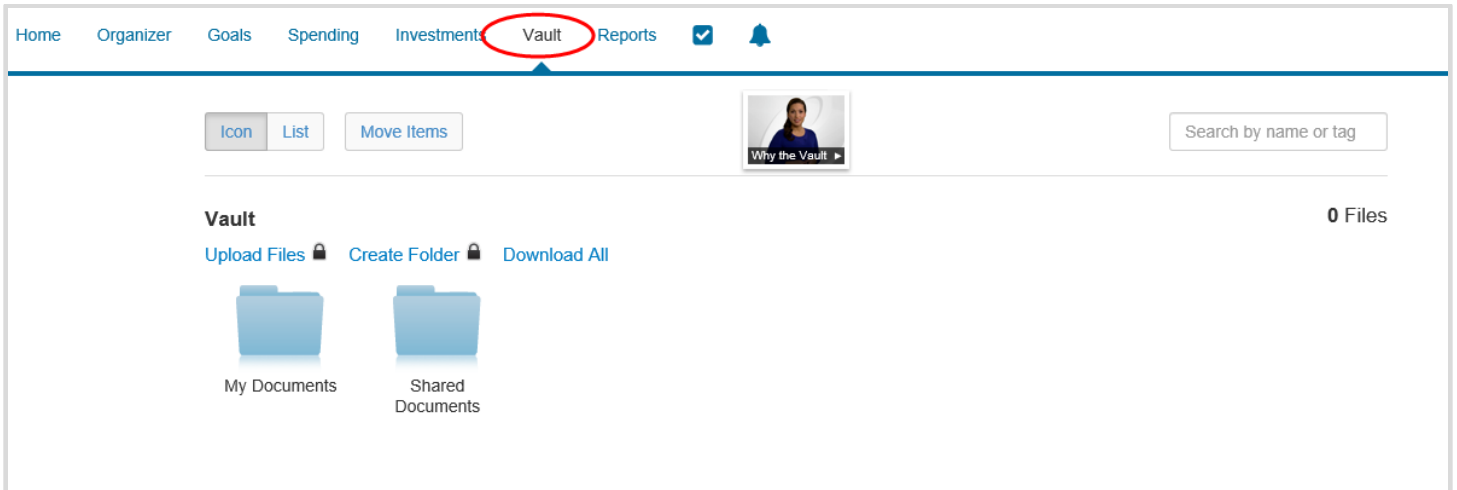
Balance History

Values are based on the total of all account history values as of the last day of each month in which histories are available.

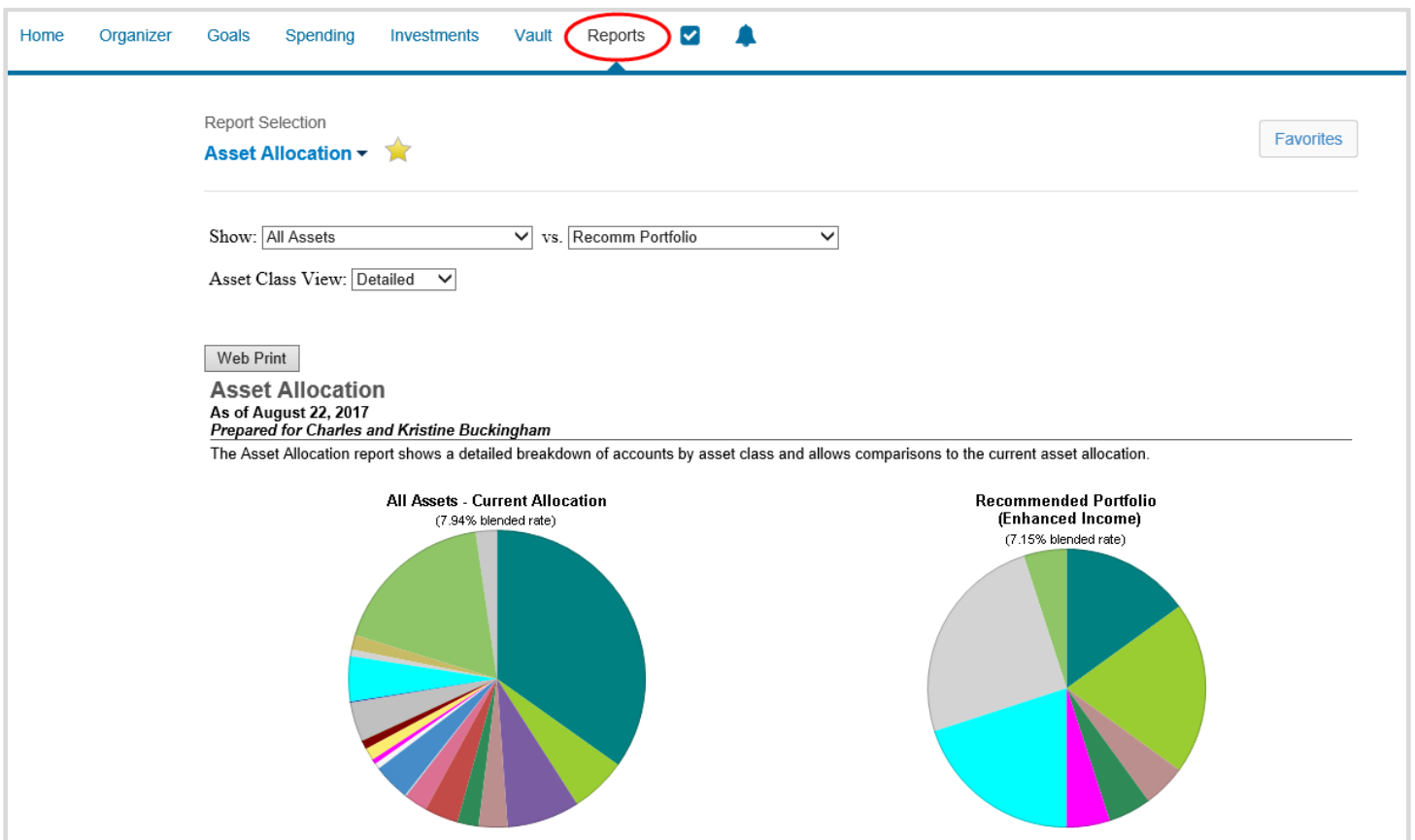
Account ▲	Positions As Of ▲	Cash ▲	Margin ▲	Holdings ² ▲	Current Value ▲	Today's Change ²	
						Value ▲	Pct ▲
¹ Adam's 529 Plan	08/08/2013 12:29PM			\$31,500.00	\$31,500.00		
¹ Charles' 401k	08/09/2013 08:07AM			\$220,000.00	\$220,000.00		
Charles' Bond Fund	08/21/2017 01:00PM			\$83,749.00	\$83,749.00		
¹ Charles' Brokerage	08/21/2017 01:00PM			\$7,227.00	\$7,227.00		
Health Savings Account	08/22/2017 08:31AM	\$1,000.00		\$55,200.54	\$56,200.54		
¹ Jack's 529 Plan	08/08/2013 12:21PM			\$38,000.00	\$38,000.00		
Joint Brokerage	08/21/2017 01:00PM	\$32,000.00	\$2,000.00	\$694,077.24	\$728,077.24	+\$10,760.19	1.50%
¹ Kristine's 403b	08/09/2013 08:07AM			\$200,100.00	\$200,100.00		
¹ Orion Investments	08/22/2017 08:31AM	\$142,789.00		\$297,605.28	\$440,394.28	+\$293.20	0.07%
Total					\$1,805,248.04	+\$11,053.39	

Website Overview

6. The **Vault** tab is a repository which files are stored by your advisor for your review, and where you can store files. To upload a file, click the **Upload Files** link. The **My Documents** folder is hidden from your advisor. If you want your advisor to see a document, upload into the **Shared Documents** folder.

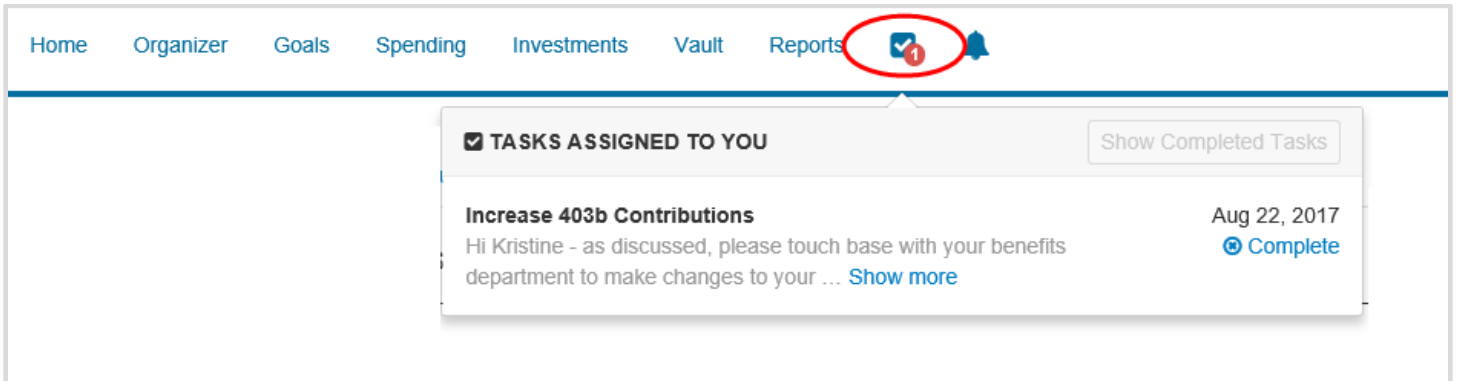


7. The **Reports** tab provides you with a series of reports about your financial situation.

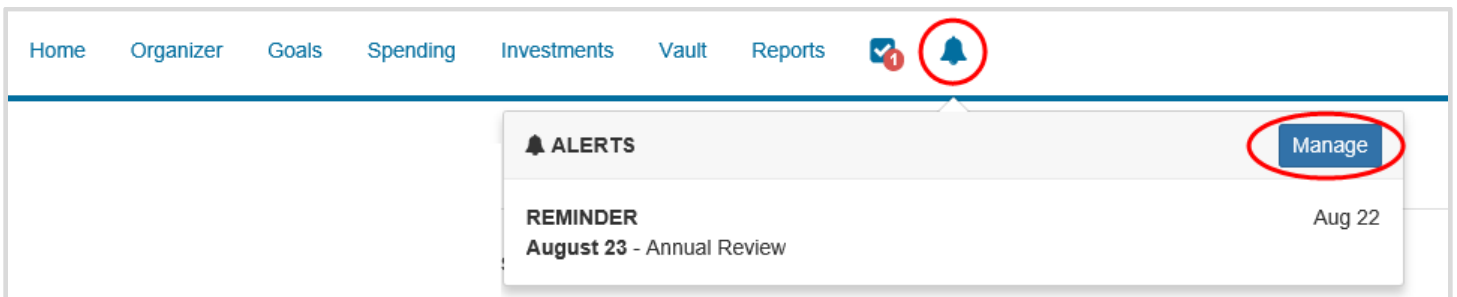


Website Overview

8. The **Check Box** icon will alert you of any tasks assigned to you. Click the Complete link when you've finished the task to notify your Financial Representative.



9. The **Bell** icon allows you to view any triggered alerts. Click **Manage** to set up alert parameters!



10. The **Settings** page is where you manage alerts, update your security information (Passwords, 2-Factor Authentication & Security Questions), and permission your advisor to see spending information through the Privacy tab.

